

New England Power Grid 2025–2026 Profile

The region's wholesale electricity marketplace is securing reliable electricity at competitive prices and helping usher in a cleaner, greener grid.

ISO new england

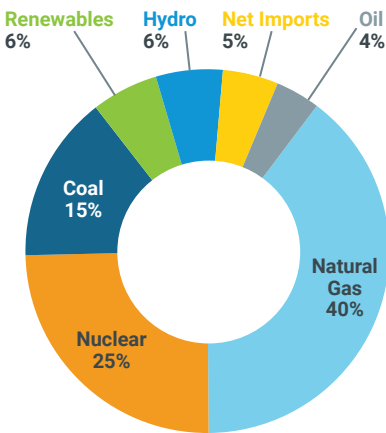
A Major Energy Transformation Is Underway

New England has shifted away from older coal- and oil-fired generation to natural gas.

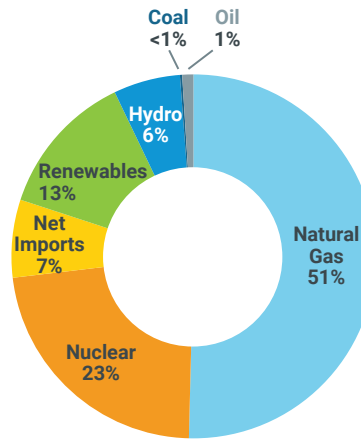
Most of today's electricity production comes from lower-emitting energy resources.

The region is transitioning to large-scale clean and renewable energy.

2005 ENERGY RESOURCES



2025 ENERGY RESOURCES



LOOKING TO THE FUTURE



Battery storage technologies are the majority of resource proposals, over 6,300 MWs and 46% of total



Wind power accounts for the 2nd largest share of new resource proposals, 44% of the queue and over 6,100 new MWs



Solar power is growing rapidly: ISO-NE forecasts over 14,300 MW total within a decade



New longer-term transmission planning process provides an avenue for the states to evaluate and finance transmission upgrades needed to achieve their energy and environmental policy goals

Charts show the amount of electricity produced by generators in New England and imported from other regions to satisfy all residential, commercial, and industrial customer demand in New England. This is called Net Energy for Load (NEL).

Generator Emissions Have Declined with the Changing Resource Mix

New England Generator Air Emissions 2001 vs. 2024

Carbon Dioxide (CO₂)




39%

Nitrogen Oxide (NO_x)



82%

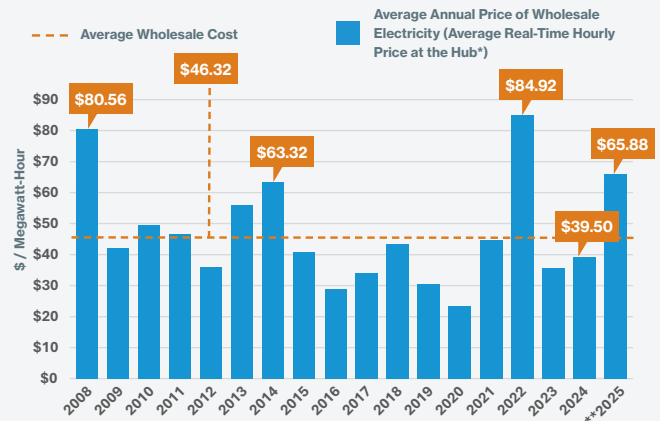
Sulfur Dioxide (SO₂)



99%

Wholesale Electricity Prices Vary Year-to-Year

Fuel costs are a key driver of electric prices.



* The Hub is a collection of 32 locations in New England used to represent an uncongested price for electric energy.

** 2025 data are subject to adjustments.

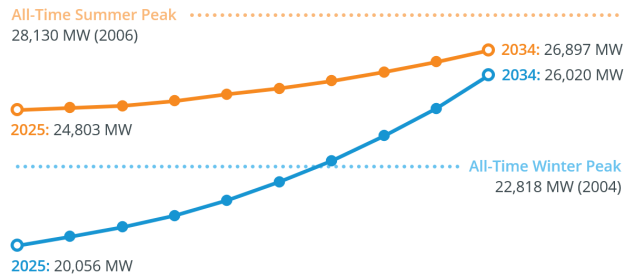
Electrification Will Drive Electricity Demand



In New England, demand for electricity peaks in the summer (record: 28,130 MW, August 2006); a smaller peak occurs in the winter (record: 22,818 MW, January 2004).

While state-sponsored energy-efficiency (EE) and behind-the-meter solar photovoltaic (PV) programs have slowed growth, the ISO forecasts that both energy usage and peak demand will increase in New England over the next 10 years. The primary factors for this increase are the new electrification forecasts for electric vehicles and air-source heat pumps.

Summer and Winter 50/50 Net Peak Forecast



New England has nearly 30,000 megawatts (MW) of installed electricity generating capacity

Changes to the interconnection process improve integration of new resources.

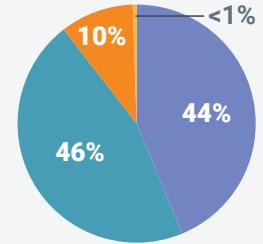
Generation Retirements

The power generation resource mix is transitioning to a fleet powered by natural gas, nuclear, and renewable energy. Older resources exiting the markets must be offset by the entry of new ones, especially if system demand grows as forecast.

Proposed Generation

Developers have proposed 13,966 MW of new generating resources as of January 2026.

- Battery Storage
- Wind
- Solar
- Natural Gas



ISO-NE is evaluating the NESCOE-directed 2025 Longer-Term Transmission Planning Request for Proposals, which aims to increase transfer limits through Maine and accommodate the interconnection of 1,200 megawatts of new generation in northern Maine to the regional power grid. The ISO is evaluating transmission proposals and a preferred solution may be selected by September 2026.

Imported Power

On an annual basis, New England is generally a net importer of electricity via interconnections with neighboring power systems in New York, Québec, and New Brunswick.

Percentage of net energy from imports

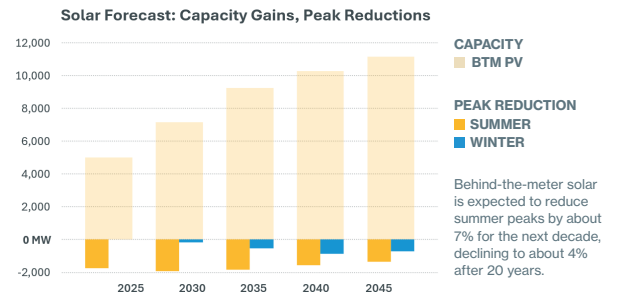
16%	14%	13%	9%	7%
2021	2022	2023	2024	2025

Merchant transmission companies, electric utilities, and renewable energy developers are proposing several projects to deliver low- or non-carbon-emitting resources into the New England market, totaling approximately 10,600 MW.

Wind Power

Roughly 1,700 MW of wind power capacity exists in the region. Developers are proposing over 6,000 MW of additional wind power, primarily offshore in southern New England.

Solar Power



Adding renewable resources will displace fossil-fueled resources and help achieve state policy objectives. This will require fast-responding resources like grid-scale energy storage to help balance the variability of renewables.



APRIL 2026



About ISO New England

Created in 1997, ISO New England is the independent, not-for-profit corporation responsible for the reliable operation of New England's electric power generation and transmission system, overseeing and ensuring the fair administration of the region's wholesale electricity markets, and managing comprehensive regional electric power planning.